

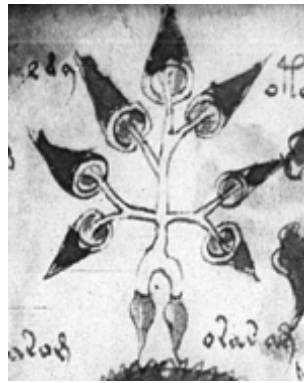
f90r1



f52r



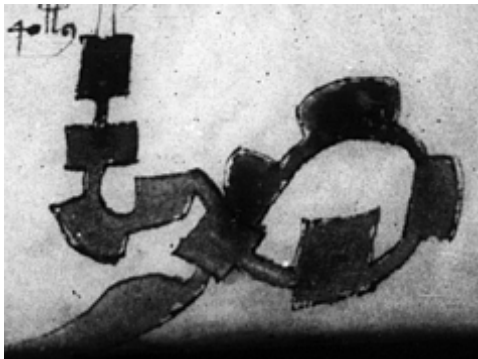
f100r



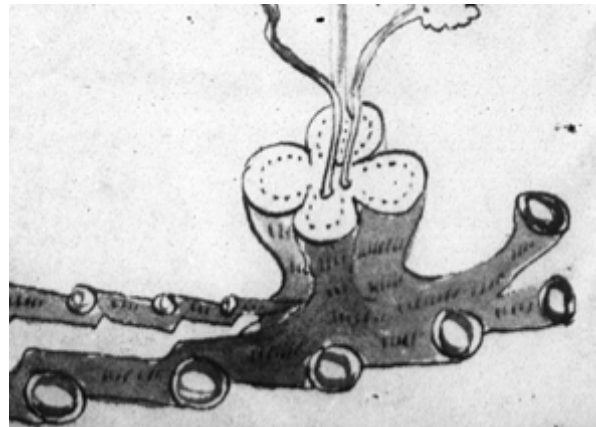
f101v2



f88r



f53r



f45v

Fig. 5. Some Details from Herbal and Pharmaceutical Folios
(Reproduced from a microfilm. *Beinecke Rare Book and Manuscript Library, Yale University*)