


f90r1



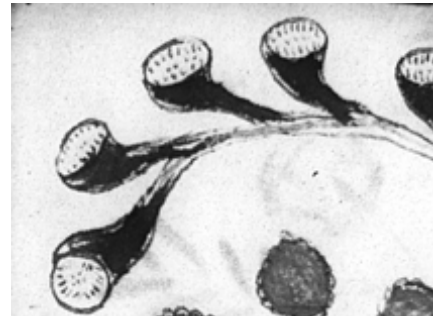
f6r



f3v




f56v



f90r2



f42v



f90v1



f90v1



f43v

Fig. 8. — More Details from Herbal Folios

(Reproduced from a microfilm. *Beinecke Rare Book and Manuscript Library, Yale University*)